

easy chords:

keyboard

c h o r d s a n d s c a l e s

jeromy bessler and norbert opgenoorth

No part of this publication, such as the music, text, design and graphics, may be reproduced in any form or by any means without the prior written permission of the publishers.

Voggenreiter Publishers
Viktoriastr. 25, 53173 Bonn/Germany
www.voggenreiter.de
info@voggenreiter.de

Copyright © 1998 by Voggenreiter Publishers.
International Copyright Secured.
All Rights Reserved.
ISBN: 3-8024-0367-3

Contents

I. Preface 4

Inversions and voicings 5

The most important scales 6

II. The charts

C 8

C[♯]/D[♭] 14

D 20

D[♯]/E[♭] 26

E 32

F 38

F[♯]/G[♭] 44

G 50

G[♯]/A[♭] 56

A 62

A[♯]/B[♭] 68

B 74

III. Appendix

Chordsymbols 80

I. Preface

This booklet contains the most important chords and scales for keyboard players in a practical, easy-to-use format. This booklet cannot (and does not) eliminate the need to study harmony or playing technique, but is intended as a quick reference guide.

We have tried to pick a useful handful of chords and scales from the vast number of theoretical possible ones. We believe you can “survive” about 90% of everyday musical life with the material contained in “Easy Chords”. Furthermore, if you want to deepen your knowledge on this fascinating topic called music, there are lots of good books available to guide you along the way.

The structure of all the chapters is identical:

The first four pages contain the most important chords with the corresponding root. These are shown both in standard notation and as a diagram. The next two pages show the most commonly used scales with that particular root in standard notation. We didn’t include fingerings for these scales:

- 1) to keep things simple
- 2) because scale fingerings are highly individual
- 3) they can be looked up in a lot of books.

Enharmonically interchangeable chords and scales are only notated using flats (b), F# / Gb being the exception.

We did this to keep the number of accidentals manageable.

However, if chords and scales are seen in a musical context, they have to be notated accordingly.


Example: the dominant (V-) chord of G# is not Eb, but D# and has to be notated accordingly.

The following pages contain some hints and explanations to help you get the most out of this booklet.


Root

C


C major




C minor



C⁷



Cmaj⁷



Cm⁷

