


VOGGY'S HARMONICA BOOK



This is my book:

.....


Contents

<i>Your Harmonica</i>	6	<i>Play It Again, Sam</i>	24
<i>How Sounds Are Produced</i>	7	<i>Counting</i>	25
<i>Hold Your Harmonica Like This</i>	8	<i>Meter</i>	26
<i>... Better Not Like This</i>	9	<i>Half Notes (Minims)</i>	28
<i>First Steps Are Easy</i>	10	<i>The Note E</i>	32
<i>Kissing Your Harmonica?</i>	11	<i>Sleep Tight</i>	34
<i>Blow and Draw</i>	12	<i>The Note F</i>	36
<i>A Little Help</i>	13	<i>Still Remember all the Notes?</i>	37
<i>Hooo and Too</i>	14	<i>Pet's Concert</i>	38
<i>Your First Note</i>	16	<i>Rest a While!</i>	40
<i>And Now ... Draw!</i>	18	<i>One and One</i>	42
<i>Notes</i>	20	<i>The Note G</i>	44
<i>The Note C</i>	22	<i>Merrily We Roll Along</i>	46
<i>The Note D</i>	23	<i>Go, Tell Aunt Rhody</i>	48




<i>A Short Rest!</i>	50
<i>The Monster</i>	52
<i>Half-time Test</i>	54
<i>The Note A</i>	56
<i>Bunny in the Meadow</i>	58
<i>London Bridge Is Falling Down</i>	60
<i>The Measure's Full Now!</i>	62
<i>When the Saints Go Marchin In'</i>	64
<i>Something's Missing</i>	66
<i>The Silver Moon</i>	68
<i>The Note B</i>	70
<i>Gingerbread</i>	72
<i>Even Shorter!</i>	74
<i>This Old Man</i>	76
<i>High C</i>	78
<i>Little Fox</i>	80
<i>The Cowboy Song</i>	82

<i>Twinkle, Twinkle, Little Star</i>	84
<i>Home Again</i>	86
<i>Final Exam</i>	88
<i>Note and Rest Values</i>	90
<i>The Notes on Your Harmonica</i>	91
<i>Riddle Solutions</i>	92
<i>Alphabetical Song List</i>	93
<i>On Using Your CD</i>	94
<i>CD Tracks</i>	95



Hold Your Harmonica Like This ...


For a start, use both hands to hold your harp as shown to the left. Keep in mind not to block any of the channels.



More advanced players hold their harp between thumb and index finger of the left hand (or the right hand, if they're left-handed). The other hand supports the first. It covers the bottom of the harp and is also used for special sound effects and playing techniques.



Twinkle, Twinkle, Little Star



4 4 6 6 6 6 6

↑ ↑ ↑ ↑ ↓ ↓ ↑

Twin - kle, twin - kle, lit - tle star,

5 5 5 5 4 4 4 6 6 5 5

↓ ↓ ↑ ↑ ↓ ↓ ↑ ↑ ↑ ↓ ↓

how I won - der what you are. Up a - bove the



Play It Again, Sam Here we have the same tones again, written as notes. Above the notes, you'll find the tablature. When you have played the first line to the end, just continue playing at the beginning of the second line...